


# THE HERITAGE PRIDE MODERN SCHOOL



*"The function of education is to teach one to think intensively and critically. Intelligence plus character- that is goal of true education"*



CONTENT	PAGE NO.
Index	1
Evaluation system	2
Textbook recommendation	3

## I Term Syllabus

ENGLISH	4-8
HINDI	9-12
MATHS	13-14
G.K.	15
DRAWING	16

## II Term Syllabus

ENGLISH	17-20
HINDI	21-24
MATHS	25-26
G.K.	27
DRAWING	28
ACADEMIC CALENDER	29



## Evaluation System



Evaluation system is divided to develop the habit of regular systematic working amongst the students. Objective Type/Application based/short answer questions get due weightage in the question papers to make the test more reliable and comprehensive.

In this regard besides various modes of continuous evaluation Unit Assessments and terminal assessments are conducted as per the given probable schedule for students.


- I Unit Assessment- 3<sup>rd</sup> week of July Month
- Half Yearly Assessment- 2<sup>nd</sup> week of September Month
- II Unit Assessment- 2<sup>nd</sup> week of December Month
- Final Assessment- 3<sup>rd</sup> week of February Month



### TERM WISE DISTRIBUTION OF MARKS:

*First Term (T 1) = UT 1(20) + Term 1(30) = 50*

*Second Term (T 11) = UT 2(20) + Term 2(30)=50*



## RECOMMENDED BOOKS

# English



1. *Miracle Alpha-Phonics -C*
2. *Rainbow Writing Book-C*
3. *Let's Learn & Act*

# हिन्दी

ज्ञान वाटिका  
मेरे प्यारे बालगीत



*Miracle Mathematic C*

GENERAL  
KNOWLEDGE



*My Word Picture Dictionary - Primer*



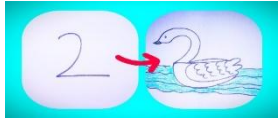






*The Aesthetics Art Activity- C*  
*My Colouring Train- C*



	 <ul style="list-style-type: none"> <li>• Upper Cursive &amp; Lower Cursive (Aa-Zz)</li> <li>• Joining of Letters</li> <li>• Alpha Phonics (Page No-4,5,6)</li> <li>• Rainbow Writing Book (Page No-2 to 14)</li> </ul>	<h2>Activity</h2> <p>Joining of letters will be done in Rocket craft.</p> 	<h2>Speaking skill</h2>  <h3>RHYMES FOR RECITATION</h3> <ul style="list-style-type: none"> <li>• Tooth Brush</li> <li>• Two little Dicky Birds</li> <li>• How does</li> <li>• (Page No-2,9,21)</li> </ul>
	<h2>पुस्तक पठन व लिखित</h2> <ul style="list-style-type: none"> <li>• स्वर "अ से अः"</li> <li>• व्यंजन "क से ज्ञ"</li> <li>ज्ञान वाटिका पृष्ठ संख्या (3-15)</li> </ul>	<h2>गतिविधि:</h2> <p>मशरूम के चित्र में स्वर लिखें</p> 	<h2>कविता वाचन</h2> <ul style="list-style-type: none"> <li>• एक-एक</li> <li>• मेरा परिवार</li> <li>पृष्ठ संख्या -3,6</li> </ul>
	<ul style="list-style-type: none"> <li>• Straight counting 1-100</li> <li>• Reverse counting 30-0</li> <li>• Pre number concept</li> <li>• Big/Small</li> <li>• Heavy/Light</li> <li>• Tall/Short</li> <li>Long/Short</li> <li>(Book Page No-1,2,10-14)</li> </ul>	<h2>Activity</h2> <p>Make a new number</p> 	<h2>LEARNING BY DOING</h2> <p>Pre number concept</p> <ul style="list-style-type: none"> <li>• Big/Small</li> <li>• Heavy/Light</li> <li>• Tall/Short</li> </ul> 



	<ul style="list-style-type: none"> <li>• My Body</li> <li>• My Family</li> <li>• My Home</li> <li>• My School</li> </ul> <p>Book Page No-3,45,47,48</p>	<p style="text-align: center;"><b>LEARNING BY DOING</b></p> <ul style="list-style-type: none"> <li>• Visit to School : Knowing the School.</li> <li>• Memorising the names of all family members with their birth dates.</li> </ul>
<p style="text-align: center;"><b>DRAWING</b></p> 	<ul style="list-style-type: none"> <li>• Sketch Book</li> <li>• Drawing with number 1 &amp; 2</li> </ul> 	<ul style="list-style-type: none"> <li>• My Colouring Train (Page no-28,29,30)</li> <li>• The Aesthetic Art (Page No-3,4,5)</li> </ul> 
<p style="text-align: center;"><b>VALUE EDUCATION</b></p> 	<ul style="list-style-type: none"> <li>• Table Etiquettes</li> <li>• Magical Words</li> </ul> 	<p style="text-align: center;"><b>LEARNING BY DOING</b></p> <p style="text-align: center;">Students will learn to use cutlery.</p> 

**SMART CLASS:** Audio - Visual classes and demonstration will be conducted side by side.

❖ **IMPORTANT DAYS OF THE MONTH:**

- 7<sup>th</sup> April – World Health Day
- 14<sup>th</sup> April – Baisakhi
- 15<sup>th</sup> April – World Art Day
- 21<sup>st</sup> April: Ed -UI -Fitr
- 22<sup>nd</sup> April- Earth Day














(The week will be observed as a Green Week to celebrate Earth Day)







❖ **CELEBRATIONS OF THE MONTH:**

- BSAKHI CELEBRATIONS
- EARTH DAY RALLY





	 <ul style="list-style-type: none"> <li>• Introduction to vowels</li> <li>• Words of vowel sound 'a'</li> <li>• Miracle Alphaphonics (Page no: 17-34)</li> <li>• Rainbow Writing (Page no: 18-33)</li> </ul>	<p><b>ACTIVITY</b></p> <p><i>Creepy crawly caterpillar</i></p> 	<p><b>Speaking skill</b></p>  <p><b>RHYMES FOR RECITATION</b></p> <ul style="list-style-type: none"> <li>• Father we thank</li> <li>• Bits of Paper</li> <li>• Pussy Cat</li> <li>• (Page No-1,6,15)</li> <li>• Presentation on Mother's day(Child can speak few lines on his/her mother)</li> </ul>
	<p><b>पुस्तक पठन व लिखित</b></p> <ul style="list-style-type: none"> <li>• दो व तीन अक्षर वाले शब्द</li> <li>• ज्ञान वाटिका पृष्ठ संख्या (16-21)</li> </ul>	<p><b>गतिविधि</b></p> <p>दो वर्णों को जोड़कर एक नया शब्द बनाकर रंग बिरंगे फूलों में चिपकाओ</p>	<p><b>प्रस्तुतिकरण</b></p> <p><i>कविता वाचन</i></p> <ul style="list-style-type: none"> <li>• गर्मी की छुट्टियाँ</li> <li>• गोल गोल पानी</li> </ul> 
	<ul style="list-style-type: none"> <li>• Straight counting (101-150)</li> <li>• Reverse counting (50-0)</li> <li>• What comes After, Before, Between (1-50)</li> </ul> <p><b>Pre number concept</b></p> <ul style="list-style-type: none"> <li>• Thick /Thin</li> <li>• Inside/Outside</li> <li>• Full/Empty</li> <li>• Left/Right</li> </ul>	<p><b>ACTIVITY</b></p> <p>Fill one basket with fruits</p> 	<p><b>LEARNING BY DOING</b></p> <p>Pre number concept</p> <ul style="list-style-type: none"> <li>• Thick /Thin</li> <li>• Inside/Outside</li> <li>• Full/Empty</li> <li>• Left/Right</li> </ul> 
	<ul style="list-style-type: none"> <li>• Actions</li> <li>• Good Manners</li> <li>• Good Habits</li> <li>• Cleanliness</li> <li>• Our Helpers</li> <li>• Page no:(5-9&amp;52-54)</li> </ul>	<p><b>LEARNING BY DOING</b></p> <p>Kill the germs: Steps for hand wash</p> <p><b>Steps of Hand Washing</b></p> 	

<p><b>DRAWING</b></p> 	<p>Sketch Book Figures with number 3 &amp; 4</p> 	<ul style="list-style-type: none"> <li>• My Colouring Train (Page no-11,12,13,14)</li> <li>• The Aesthetic Art (Page No 7,10,11,18)</li> </ul> 
<p><b>VALUE EDUCATION</b></p> 	<ul style="list-style-type: none"> <li>• Dressing Etiquettes</li> <li>• Telephone Etiquettes</li> </ul> 	<p><b>LEARNING BY DOING</b></p> <p><b>Dialogue exchange:</b> Students will learn how to talk on phone with their elders, friends etc.</p> 

**SMART CLASS:** Audio - Visual classes and demonstration will be conducted side by side.


❖ **IMPORTANT DAYS OF THE MONTH:**

- 1<sup>st</sup> May – Labour Day
- 7<sup>th</sup> May – World Laughter Day
- 14<sup>th</sup> May – Mother’s Day. The week will be celebrated as **Gratitude Week**















	<ul style="list-style-type: none"> <li>• Words of vowel sound 'e' &amp; 'i'</li> <li>• Miracle Alpha phonics (Page no: 35-48, 53-67)</li> <li>• Rainbow Writing (Page no: 36-47, 52-65)</li> </ul>	<p><b>Activity</b>  <b>Sound "e"</b></p>  <p>Make a hen with hand impression</p> <p><b>Sound "i"</b></p>  <p>Write "i" sound words in Ice-cream scoops</p>	<p><b>Speaking skill</b></p>  <p><b>RHYMES FOR RECITATION</b></p> <ul style="list-style-type: none"> <li>• Once I saw a little bird</li> <li>• My Band</li> <li>• Good Manners</li> <li>• Page No- 3,4,19</li> </ul>
 	<p><b>पुस्तक पठन व लिखित</b></p> <ul style="list-style-type: none"> <li>• चार अक्षर वाले शब्द आ की मात्रा का परिचय ज्ञान वाटिका पृष्ठ संख्या (22-27)</li> </ul>	<p><b>गतिविधि</b></p> <p>आम के चित्र में पीले रंग के कागज़ के छोटे छोटे टुकड़े चिपकाएँ</p> 	<p><b>कविता वाचन</b></p> <ul style="list-style-type: none"> <li>• गर्मी</li> <li>• सावन का झूला</li> <li>• कंप्यूटर</li> </ul> <p>पृष्ठ संख्या -8,9,20</p>
	<ul style="list-style-type: none"> <li>• Straight counting (1-150)</li> <li>• Ring the Biggest/Smallest number (1-30)</li> <li>• Number in Words/Figures (1-10)</li> <li>• Introduction to Shapes</li> <li>• Book Page no : (13,31,32 113 to 116)</li> </ul>	<p><b>ACTIVITY</b></p>  <p>Make a Mouse with different Shapes.</p>	<p><b>LEARNING BY DOING</b></p> <p>Pre number concept</p> <ul style="list-style-type: none"> <li>• More/Less</li> <li>• Same/ Different</li> </ul> 



	<ul style="list-style-type: none"> <li>• Stay Safe &amp; Healthy</li> <li>• Food</li> <li>• Our Dresses</li> <li>• Book Page No: (10,11-15)</li> </ul>	<p><b>COMMUNITY Workers &amp; Helpers</b></p> 	<p><b>LEARNING BY DOING</b>          Fireless cooking : Preparing of bhel puri/ sandwich / Fruit Chart/ Salad.          Students will dress up like their favourite community helper.</p>
<p><b>DRAWING</b></p> 	<p>Sketch Book          Figures for Drawing:          Mushroom , Ice- cream Cone.</p> 	<p>Sketch Book:          Finger painting in Umbrella</p> 	<ul style="list-style-type: none"> <li>• My Colouring Train (Page No:18,24)</li> <li>• The Aesthetic Art (Page No:6,8,12,13,14)</li> </ul>
<p><b>VALUE EDUCATION</b></p> 	<ul style="list-style-type: none"> <li>• Gratitude</li> <li>• Sharing &amp;</li> </ul> 	<p>Students will prepare gratitude cards for community helpers.</p>	












**SMART CLASS:** Audio - Visual classes and demonstration will be conducted side by side.

























❖ **IMPORTANT DAYS OF THE MONTH:**

- 1st July – National Doctor’s Day
- 26<sup>th</sup> July – Kargil Vijay Diwas
- 29<sup>th</sup> July – International Tiger Day



# AUGUST

	 <ul style="list-style-type: none"> <li>• Words of vowel sound ("O" &amp; "U")</li> <li>• Miracle phonics (Page no. 70 to 83)</li> <li>• Rainbow writing (Page no. 86 to 99)</li> </ul>	<h2>Activity</h2> <p>Paper folding: Children will make a dog face with the help of teacher.</p>  <p>Bindi Pasting on cut out of bug</p> 	<h2>Speaking skill</h2>  <p>RHYMES FOR RECITATION</p> <ul style="list-style-type: none"> <li>• Five little soldiers (Pg16)</li> <li>• Goosey goosey gander (Pg20)</li> <li>• Pretending (Pg22)</li> </ul>
<h1>हिंदी</h1> 	<h2>पुस्तक पठन व लिखित</h2> <ul style="list-style-type: none"> <li>• इ व ई की मात्रा का परिचय</li> <li>• ज्ञान वाटिका पृष्ठ संख्या (28-33)</li> </ul>	<h2>गतिविधि:</h2> <p>तितली के चित्र में अंगूठे की छाप लगवाई जाएगी।</p>  <p>कागज को मोड़कर मछली बनवाई जाएगी।</p> 	<h2>कविता वाचन</h2> <ul style="list-style-type: none"> <li>• मेरा भारत</li> <li>• हम भाई हम</li> </ul> <p>पृष्ठ संख्या -2,21</p> <h1>मेरा भारत</h1>
	<ul style="list-style-type: none"> <li>• Number in words (11 to 20) Mathemagic Page no. 7, 8, 42 &amp; 46</li> <li>• Table of 2</li> <li>• What comes after &amp; between ( 1 to 100)</li> <li>• What comes before ( 1 to 50)</li> </ul> <h2>Pre number concept</h2> <ul style="list-style-type: none"> <li>• Top/Bottom</li> <li>• Near/Far (Page No. 6)</li> </ul>	<h2>Activity</h2> <p>Children will prepare a beautiful flower with ten petals and also write table of 2 in the petals.</p> 	<h2>LEARNING BY DOING</h2> <h3>Pre number concept</h3> <ul style="list-style-type: none"> <li>• Top/Bottom</li> <li>• Near/Far</li> </ul> 

	<ul style="list-style-type: none"> <li>• Places of worship</li> <li>• Our great leaders, Our national pride</li> <li>• Festivals</li> <li>• Colours &amp; Shapes</li> </ul> <p>Book Page No-56, 57, 61</p>	<p><b>LITTLE HANDS AT EXPERIMENT</b> Students will learn to develop secondary colours by mixing primary colours.</p> <p style="text-align: center;">COLOR MIXING</p> <table style="margin-left: auto; margin-right: auto;"> <tr> <td style="text-align: center;">RED </td> <td style="text-align: center;">+</td> <td style="text-align: center;">YELLOW </td> <td style="text-align: center;">=</td> <td style="text-align: center;">ORANGE </td> </tr> <tr> <td style="text-align: center;">YELLOW </td> <td style="text-align: center;">+</td> <td style="text-align: center;">BLUE </td> <td style="text-align: center;">=</td> <td style="text-align: center;">GREEN </td> </tr> </table>	RED 	+	YELLOW 	=	ORANGE 	YELLOW 	+	BLUE 	=	GREEN 
RED 	+	YELLOW 	=	ORANGE 								
YELLOW 	+	BLUE 	=	GREEN 								
<p><b>DRAWING</b></p> 	<p>Drawing of flag and ear bud painting</p> 	<ul style="list-style-type: none"> <li>• My Colouring Train (Page no. 25, 26, 27)</li> <li>• The Aesthetic Art (Page No. 9, 19, 22)</li> </ul> 										
<p><b>VALUE EDUCATION</b></p> 	<ul style="list-style-type: none"> <li>• Empathy</li> <li>• Cooperation</li> </ul>											

**SMART CLASS:** Audio - Visual classes and demonstration will be conducted side by side.

❖ **IMPORTANT DAYS OF THE MONTH:**











- 6<sup>th</sup> Aug – International Friendship Day
- 15<sup>th</sup> Aug – Independence Day
- 29<sup>th</sup> Aug – National sports Day
- 30<sup>th</sup> Aug – Raksha Bandhan



*Revision for half yearly assessment*





 <p><b>English</b></p>	 <ul style="list-style-type: none"> <li>• Blend sound words (“ee”, “oo” &amp; “ch”)</li> <li>• Use of a and an (Alpha phonic book: Page no. (7 to 12, 139 &amp; 140))</li> </ul>	<p><b>Activity</b></p> <p>Cut outs of flowers will be pasted in note book and kids will write blend sound words.</p> 	<p><b>Speaking skill</b></p>  <p>RHYMES FOR RECITATION</p> <ul style="list-style-type: none"> <li>• Mary had a little lamb (Page 7)</li> <li>• Incy wincy spider (Page 8)</li> </ul>
<p><b>हिंदी</b></p> 	<p>पुस्तक पठन व लिखित</p> <ul style="list-style-type: none"> <li>• उ व ऊ की मात्रा का परिचय</li> <li>• ज्ञान वाटिका पृष्ठ संख्या (34-39)</li> </ul>	<p><b>गतिविधि:</b></p> <ul style="list-style-type: none"> <li>• फुटबॉल का चित्र चिपकाएँ।</li> <li>• तरबूज के चित्र में रंगों द्वारा गतिविधि करवाई जाएगी।</li> </ul> 	<p><b>कविता वाचन</b></p> <ul style="list-style-type: none"> <li>• स्कूल बस</li> <li>• पिकनिक</li> </ul> <p>पृष्ठ संख्या- 4,7</p> 
 <p><b>Math</b></p>	<ul style="list-style-type: none"> <li>- Straight counting (151 to 200)</li> <li>- What comes after &amp; between (101 to 150)</li> <li>- What comes before (51 to 80)</li> <li>- Reverse counting (80 to 0)</li> <li>- Table of 3</li> <li>- Concept of addition (Page 57 to 68)</li> </ul>	<p><b>Activity</b></p> <p>Concept of Addition will be explained practically through pom-pom balls.</p> 	<p><b>LEARNING BY DOING</b></p> <p>Addition on Abacus.</p> 



- Indoor and Outdoor games
  - Games for kids
  - Fruits
  - Means of transport
- Book Page No-18, 19, 38, 39, 40, 41, 42, 43

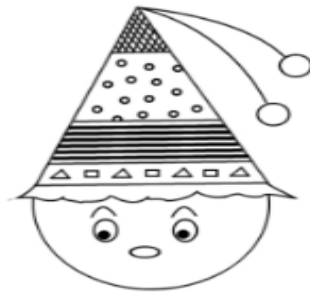
Children will bring props related to the topic "MODE OF TRANSPORT" and will speak 5-6 lines on the topic.



### DRAWING



- Drawing of Joker with Alphabet "A".
- Drawing of duck with 2.



- My Colouring Train (Page no. 3,4,5,6,7)
- The Aesthetic Art (Page No.15,16,17,30)



### VALUE EDUCATION



- Love for family
- Safety rules at home, road, park school etc.

### LEARNING BY DOING

Practical demonstration of traffic rules with road signs.



**SMART CLASS:** Audio - Visual classes and demonstration will be conducted side by side.

### ❖ IMPORTANT DAYS OF THE MONTH:






- 2nd October – Mahatma Gandhi Jayanti
- 16<sup>th</sup> October – World Food Day
- 31<sup>st</sup> October – National Utility Day

# November



	 <ul style="list-style-type: none"><li>-Blend sound words ("br", "dr", "gr" &amp; "sh")</li><li>-Use of this / that (Alpha phonic book: Page no. 119 to 122)</li><li>-One / many (123, 126)</li><li>-Name of animals</li><li>-Days of the week</li></ul>	<h2>Activity</h2>  <ul style="list-style-type: none"><li>• Cut outs of flowers will be pasted in note book and kids will write blend sound words.</li></ul> 	<h2>Speaking skill</h2> <p>RHYMES FOR RECITATION</p> <ul style="list-style-type: none"><li>• Yankee doodle (Page 5)</li><li>• Six little mice (Page 10)</li><li>• Little Jack (Page 311)</li></ul>
<h2>हिंदी</h2> 	<h3>पुस्तक पठन व लिखित</h3> <ul style="list-style-type: none"><li>• ए व ऐ की मात्रा का परिचय</li><li>• ज्ञान वाटिका पृष्ठ संख्या (42-47)</li></ul>	<h3>गतिविधि:</h3> <ul style="list-style-type: none"><li>• हरे कागज के टुकड़ों द्वारा पेड़ बनवाया जाएगा।</li><li>• "ऐ" की मात्रा वाले पांच चित्र चिपकायें।</li></ul> 	<h3>कविता वाचन</h3> <ul style="list-style-type: none"><li>• चाकलेट</li><li>• चिटू-मिटू</li><li>• मेरी बिल्ली</li></ul> <p>पृष्ठ संख्या -10,11,12</p>
	<ul style="list-style-type: none"><li>- Straight counting (1 to 200)</li><li>- Table of 4</li><li>- Reverse counting (100 to 0)</li><li>- Number names (21-30) and figures. (Mathemagic page 117-118)</li></ul>	<h2>Activity</h2> <p>Jump on the specific number</p>	



	<ul style="list-style-type: none"> <li>• Vegetables</li> <li>• Types of houses</li> <li>• Household items</li> <li>• Seasons</li> </ul> <p>Book Page No-16, 20, 21, 22, 37, 59, 60.</p> 	<p><b>LEARNING BY DOING</b></p> <p>1. Setup of fruit and vegetable mart (Children will act as shopkeeper and customer)</p> <p><b>LITTLE HANDS AT EXPERIMENT</b></p> <p>2. What sinks and what floats?</p> 
<p><b>DRAWING</b></p> 	<p>Figures to Draw:</p> <ul style="list-style-type: none"> <li>• Cake</li> <li>• Diya</li> </ul> 	<ul style="list-style-type: none"> <li>• My Colouring Train (Page no. 16, 19, 20, 21, 22, 23)</li> <li>• The Aesthetic Art (Page No. 20, 21)</li> </ul> 
<p><b>VALUE EDUCATION</b></p> 	<ul style="list-style-type: none"> <li>• Good Touch, Bad touch</li> <li>• Honesty</li> </ul>	

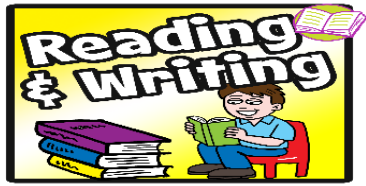
**SMART CLASS: Audio - Visual classes and demonstration will be conducted side by side.**

**❖ IMPORTANT DAYS OF THE MONTH:**

- 12<sup>th</sup> Nov – Diwali
- 14<sup>th</sup> Nov – Children’s day
- 27<sup>th</sup> Nov – Gurunanak Jayanti



**English**



- Sound of 'fl', 'pl', 'th'
  - Use of These/ Those
  - Use of In/On/Under.
  - Use of "and"
- Alpha Phonics (Page No-109,110,127 to 130,135 to 138)

## Activity

Practical Demonstration will be done for the concept of These/ Those & In /On /Under



## Speaking skill



### RHYMES FOR RECITATION

- One two three four five
- My Shadow
- We Willie Winke
- (Page No-12,13,14)

**हिंदी**

## पुस्तक पठन व लिखित

- ओ की मात्रा
- फलो एवम सब्जियों के नाम
- ज्ञान वाटिका पृष्ठ संख्या(48,49,50)

## गतिविधि:

हाथ की छाप से मोर का चित्र बनवाया जाएगा पत्तेदार सब्जियों के चित्र कॉपी में चिपकवायें जाएंगे

## कविता वाचन

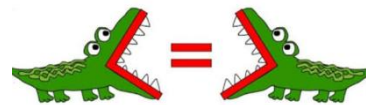
- फूल
  - वृक्ष
  - गेंद
- पृष्ठ संख्या -13,14,15

**Math**


- Table of 5
- Put the sign <, >, = (1 to 50)
- Number in words /figures (31-40)
- Sums of Subtraction (Single digit)
- (Book Page No- 51, 83 to 92)







## LEARNING BY DOING

Practical Demonstration will be done to clear the concept of comparison of numbers.



Activity will be done to explain concept of Subtraction



	<ul style="list-style-type: none"> <li>• Flowers</li> <li>• Domestic Animals</li> <li>• Wild Animals</li> <li>• Birds</li> <li>• Aquatic/Sea Animals</li> <li>• Book Page No. (23 to 32)</li> </ul>	<p><b>LEARNING BY DOING</b></p> <p>Children will wear their favourite animal's mask and make sound, and tell about the eating and shelter of that animal.</p> 
<p><b>DRAWING</b></p> 	<p><b>Figures to draw:</b></p> <ul style="list-style-type: none"> <li>• Christmas Tree</li> <li>• Letter Box</li> </ul> 	<ul style="list-style-type: none"> <li>• My Colouring Train (Page no-17,31,32)</li> <li>• The Aesthetic Art</li> <li>• (Page No- 23-26)</li> </ul>
<p><b>VALUE EDUCATION</b></p> 	<ul style="list-style-type: none"> <li>• Self Confidence</li> <li>• Respect for the Environment</li> </ul>	

❖ **IMPORTANT DAYS OF THE MONTH:**

- 10<sup>th</sup> December – Human Rights Day
- 14<sup>th</sup> December – National Energy Conservation
- (The week will be celebrated as a **Blue Week**.)
- 23<sup>rd</sup> December – Farmers Day
- 25<sup>th</sup> December - Christmas Day

❖ **CELEBRATIONS OF THE MONTH:**

Christmas Celebration







- Fruits & Vegetables name
- Sentences using Yes/ No

### ACTIVITY

Paste 5 pictures of Fruits and vegetables



### Speaking skill



#### RHYMES FOR RECITATION

- Five little soldiers
- Ten little fingers
- Little Boy Blue (Page No-16 17,18)



### पुस्तक पठन व लिखित

औ की मात्रा  
पशुओं एवम पक्षियों के नाम  
पृष्ठ संख्या 51,52,53

### गतिविधि

नौका के चित्र में औ की मात्रा के 5 शब्द लिखें




### प्रस्तुतिकरण



#### कविता वाचन

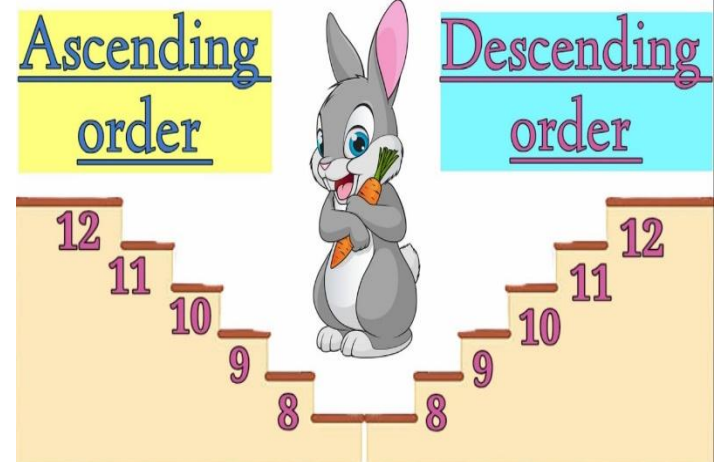
छुक छुक रेल  
चार नौकर  
समय  
पृष्ठ संख्या 17,18,19



- Number in words /figures (41-50)  
*Increasing/ Decreasing order(1-30)*
- What comes after & Between
- (151 to 200)
- What comes before (81 to 100)  
Page number (53 to 56)

### ACTIVITY

Students will be asked to write numbers in ascending and descending order on steps.





- Insects
- Animals and their Babies
- Homes of Animals
- Means of Transport
- Page no: 33 to 36,38, 50

### DRAWING



### Figures to draw:

- A Flag
- A Hut
- A Boat



- My Colouring Train (Page no-8,9,10,15)
- The Aesthetic Art
- (Page No- 27,28,29)

### VALUE EDUCATION



- Health & Nutrition
- Friendship



**SMART CLASS:** Audio - Visual classes and demonstration will be conducted side by side.

### ❖ IMPORTANT DAYS OF THE MONTH:

- 13<sup>th</sup> Jan – Lohri
- 14<sup>th</sup> Jan –Makar Sankranti
- 15<sup>th</sup> Jan – Army Day
- 26<sup>th</sup> Jan – Republic Day



***All the best for final Assessment***



*“The whole  
purpose of  
education is  
to turn  
mirrors into  
windows”*



***THE HERITAGE PRIDE MODERN SCHOOL,  
SECTOR-85, GURUGRAM***

*Email: [theheritagepride@gmail.com](mailto:theheritagepride@gmail.com)*

*Ph no. 8750822221,8750822225*

*Website: [www.theheritagepride.org](http://www.theheritagepride.org)*



